



# Caledonian

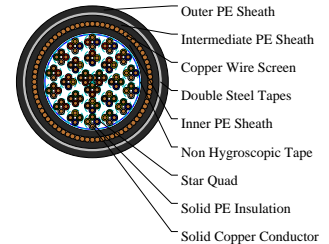
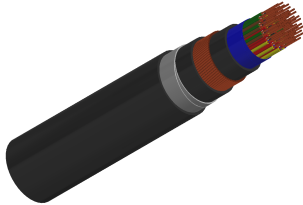
## Railway Cables

www.caledonian-cables.com

marketing@caledonian-cables.com

### CCPSSP-R-FR0.1

RS/CCPSSP-R-FR0.1-2Y(F)2YD2YB2Y-25Q0.9



### APPLICATIONS

The cables are used as railway cables and can be installed directly into the ground or in ducts.

### STANDARDS

RENFE E.T. 03.365.051.6

### VOLTAGE RATING

300/500V

### CABLE CONSTRUCTION

Conductors: Soft annealed solid copper

Insulation: PE Insulation.

Cabling Element: Four insulated conductors are twisted together to form a quad.

Stranding: Quads are helically stranded in concentric layers.

Filling: Petroleum jelly filling.

Core Wrapping: At least one layer of water swellable material with overlapping.

Inner Sheath: PE sheath.

Screen: 1.4/1.8mm copper wires wrapping with one plastic tape (protection against interference).

Intermediate Sheath: PE sheath.

Armour: Two layers of steel tape (0.8mm thick).

Outer Sheath: PE sheath.

### PHYSICAL AND THERMAL PROPERTIES

Minimum Bending Radius: 10xOD

Temperature Range: -30°C to +70°C (during operation); -5°C to +50°C (during installation)

### Electrical Properties

Electrical Characteristics at 20°C:

Nominal Conductor Diameter: 0.9 mm

Maximum Conductor Resistance: 28.5 Ω/km

Minimum Insulation Resistance @500 V DC: 25000 MΩ.km

Mutual Capacitance @800Hz: 41 nF/km



# Caledonian

Railway Cables

www.caledonian-cables.com

marketing@caledonian-cables.com

### Capacitance Unbalance@800Hz:

K1 maximum individual value:250 pF/460m

K9-12 maximum individual value:250 pF/460m

ea1/2 maximum individual value:1200 pF/460m

### Attenuation:

@1KHz:0.7 dB/km

@10KHz:1.6 dB/km

@30KHz:2.1 dB/km

### Test Voltage @50Hz 1min:

Core to core:2100 Veff

Core to screen:2500 Veff

Core to armouring:2000 Veff

## DIMENSION AND PARAMETERS

No. of Quad	Conductor Diameter	Nominal Diameter over Insulation	Nominal Inner Sheath Thickness	Nominal Intern. Sheath Thickness	Nominal Outer Sheath Thickness	Nom. Overall Diameter	Approx. Weight
	mm	mm	mm	mm	mm	mm	kg/km
25	0.9	1.8	1.7	1.7	1.8	51.3	4166



Anti Induction



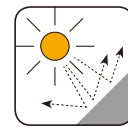
Buried in Ground



Laid In Ducts



Rated voltage



UV Resistant



Water Resistant



Zero Halogen  
IEC 60754-1/EN 50267-2-1  
NF C20-454